


Complete Freewheel Clutch Unit FPD

with seals



Components

Freewheel clutch

insert element* FE 400 M (meander spring)
FE 400 Z (tension spring)

+ Raceways Bearing steel, hardened and ground
inner ring Press fit
outer ring Press fit

+ Ball bearing Integrated

+ Roller bearing RL 400

+ Lubrication Lifetime oil lubrication

+ Seal GMN rubber seal

* available with either freewheel clutch insert element FE 400 M (meander spring) or FE 400 Z (tension spring).

Characteristics

Width

34 mm

Operating temperature

max. 100° C

Lubrication

Operative lifetime oil lubrication

Installation

Installation tolerances

Shaft h5; hub H6

Mating parts

Hardening and grinding of the mating parts is not necessary. Thoroughly clean (grease free) the mating parts in the vicinity of the freewheel clutch as well as the freewheel clutch's rings before making the press fit.

Bearing

The freewheel clutch includes ball and roller bearings. Additional external bearing support is not necessary.

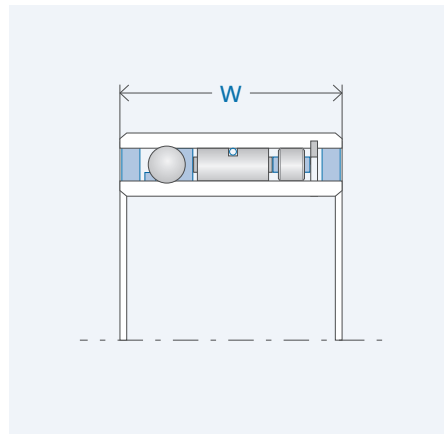
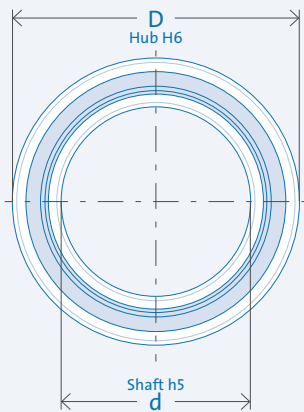
Press fit pressure

Press fit pressure must not be applied to the balls.

Clamping direction

The arrow on the inner ring designates the inner ring's clamping direction.

Data



Drawing legend

- d = inner diameter
- D = outer diameter
- W = width
- T = torque
- n = rotation speed
- C = load capacity

Designation	d [mm]	D [mm]	W [mm]	T _{nom} [Nm]	n _{max} [rpm]	C _{dyn.} [N]	C _{stat.} [N]	Weight [kg]	Item no.
FPD 427 M	15	31	34	94	2,000	7,679	6,397	0.09	306516
FPD 427 Z	15	31	34	84	2,000	7,679	6,397	0.09	306517
FPD 432 M	20	36	34	133	1,800	8,104	7,241	0.12	306518
FPD 432 Z	20	36	34	121	1,800	8,104	7,241	0.12	306519
FPD 437 M	25	41	34	176	1,700	9,201	8,142	0.15	306520
FPD 437 Z	25	41	34	160	1,700	9,201	8,142	0.15	306521
FPD 442 M	30	46	34	223	1,500	10,247	10,708	0.18	300696
FPD 442 Z	30	46	34	208	1,500	10,247	10,708	0.18	300697
FPD 448 M	35	53	34	286	1,300	11,642	13,440	0.23	306524
FPD 448 Z	35	53	34	262	1,300	11,642	13,440	0.23	306525
FPD 453 M	40	58	34	343	1,200	11,417	13,577	0.26	300702
FPD 453 Z	40	58	34	314	1,200	11,417	13,577	0.26	300700
FPD 463 M	50	68	34	461	1,100	13,070	17,063	0.34	306534
FPD 463 Z	50	68	34	428	1,100	13,070	17,063	0.34	306535
FPD 473 M	60	78	34	588	1,000	14,128	19,896	0.41	306536
FPD 473 Z	60	78	34	543	1,000	14,128	19,896	0.41	306537

The specified nominal torque is based on sufficient stiffness of mating parts (Pg. 22)

Rotation speed n = speed difference of mating parts